



STAPLERGELENKWELLEN
FORKLIFT DRIVESHAFTS



Dieser Katalog stellt unsere derzeitige Produktpalette dar. Die Vielzahl der Variationsmöglichkeiten und Sonderwellen sind nicht enthalten. Bitte wenden Sie sich bei Fragen an unsere Mitarbeiter.

Mit Erscheinen dieses Kataloges sind alle vorherigen Ausgaben ungültig.

Inhalt unverbindlich. Änderungen vorbehalten.

This catalogue describes our current product range. The majority of possible variations and special shafts are not included. Please feel free to contact our team with any questions you may have.

All former catalogues are hereby invalid.

Errors and omissions exempt.

CAT / DAEWOO / DOOSAN	4
FIAT / HYSTER / HYUNDAI	5
JCB / KOMATSU / MANITOU / MITSUBISHI	6
NISSAN / TCM	9
TOYOTA	10
YALE	11

APPLICATION	OEM REF.	DESCRIPTION	LENGTH	EDS P/N	IMAGE
CAT		EY 40/T14/16 30x26 - 97/4-8 Lc.160/0	160	9718220501025	
DAEWOO	A213160B	YS/T16 44,5x39-8 - 97/4-10 Lc.218/0	218	50131950WM41L0218	
DOOSAN	D141179	2C LWD - 2C LWD Lc.74/0	74	880029566262L0074	
DOOSAN	D141180	2C LWD - 2C LWD Lc.120/0	120	880029566262L0120	
DOOSAN	A433233	EY 62,8/T24 43,6x40 - 5C LWD Lc.160/0	160	8800595068NML0160	
DOOSAN	A123651	2C LWD - 2C LWD Lc.168/20	168	880029366262L0168	
DOOSAN	A383011	YK/T16 44,5x39-8 - 4C HWD Lc.190/0	190	88004950WM69L0190	
DOOSAN	A413150	YS/T16 44,5x39-8 - 96/4-10 Lc.230/0	230	50131950WM41L0230	
DOOSAN	A403150	YS/T16 44,5x39-8 - 4C HWD Lc.240/0	240	88004950WM69L0240	
DOOSAN	A403190, KA213427	YS/T16 44,5x39-8 - 96/4-10 Lc.295/0	295	50131950WM41L0295	

APPLICATION	OEM REF.	DESCRIPTION	LENGTH	EDS P/N	IMAGE
DOOSAN	A403190	YS/T16 44,5x39-8 - 96/4-10 Lc.305/0	305	50131950WM41L0305	
FIAT	9299031	82/4-8 - 82/4-8 Lc.172/20	172	01661394119	
FIAT		82/4-8 - 82/4-8 Lc.258/0	258	01631394118	
HYSTER	1547757	4C HWD - 4C HWD Lc.97	97	714299566060L0097	
HYSTER	1594314	5C HWD - 5C HWD Lc.103,15	103	714359566060L0103	
HYSTER	1600539	4C HWD - 4C HWD Lc.148,5	148	714299566060L0148	
HYSTER		EY 39,5/T11 19x16 - 87/4-8 Lc.198/0	198	9716220501022	
HYSTER	1467824	EY 39,5/T11 19x16 - 88/4-8,2 Lc.273,5/0 Challenger	273	0716220301037	
HYUNDAI	J08810610	98/4-8,2 - 98/4-8,2 Lc.140	140	712259500100	
HYUNDAI	11FV30063	97/4-8,2 - 97/4-8,2 Lc.157,5/15	157	712259330063	






APPLICATION	OEM REF.	DESCRIPTION	LENGTH	EDS P/N	IMAGE
HYUNDAI	11FV30062, FV30062	97/4-8 - 97/4-8,2 Lc.160/20	160	712259330062	
HYUNDAI	31FA70390	98/4-8,2 - 98/4-8,2 Lc.205	205	712250300205	
JCB		EY 50 1 1/4" - 116/4-11 Lc.300/40	300	501319305273L0300	
KOMATSU	3EC0132711	EY 30/13T 22x19 - 130/4-11 Lc.235/0	235	9706260501027	
KOMATSU		EY 40/T14 30x26 - 124/6-11 Lc.255/0	255	0706260301029	
KOMATSU		EY 52/T14/16 30x26 - 130/6-8 Lc.280/0	280	0706260301020	
MANITOU	224734	97/4-10 - 97/4-10 Lc.284/40	284	501319304141L0284	
MANITOU	226235	97/4-10 - 97/4-10 Lc.284/65	284	501319304141L0285	
MITSUBISHI		5C HWD - 5C HWD Lc.102/0	102	9705330500102	
MITSUBISHI	371113390071	5C HWD - 5C HWD Lc.105/0	105	9705330500105	

APPLICATION	OEM REF.	DESCRIPTION	LENGTH	EDS P/N	IMAGE
mitsubishi	9132400060	5C HWD - 5C HWD Lc.106/0	106	9705280500121	
mitsubishi	9132400030	HWD - HWD Lc.106/0	106	9705350500210	
mitsubishi	9187110010, 9187110011, 9187120010	EY 30/13T 22x19 - 98/4-8,5 Lc.160/0	160	9705220501003	
mitsubishi	9117100010, 9117110010	EY 30/10T 18x15 - 98/4-8,5 Lc.160/0	160	9705220501001	
mitsubishi		EY 40/T14 29,8x26,6 – 98/4-8,5 Lc.163/0	163	9705220501025	
mitsubishi		EY 30/T13 22x19 - 98/4-8,5 Lc.166/0	166	9705220501031	
mitsubishi	9187110050	EY 30/T13 22x19 - 98/4-8,5 Lc.175/0	175	9705220501032	
mitsubishi	9127100011	EY 38,5/13T 22x19 - 72/4-8,5 Lc.177/0	177	9705200501014	
mitsubishi	9137130023	EY30/T13 18x15 - 98/4-8,5 Lc.185/0	185	9701220310231	
mitsubishi	9137130020	EY 30/T10 18x15 - 98/4-8,5 Lc.185/0	185	9705220301023	

APPLICATION	OEM REF.	DESCRIPTION	LENGTH	EDS P/N	IMAGE
mitsubishi		98/4-9 - 98/4-8,5 Lc.185/20	185	9705220301208	
mitsubishi		EY 30/13T 22x19 - 98/4-8,5 Lc.192/0	192	9705220501024	
mitsubishi		EY 30/13T 22x19 - 98/4-8 Lc.195/0	195	0705220301005	
mitsubishi	918710002, 9187110021	EY 30/13T 22x19 - 98/4-8,5 Lc.200/0	200	9705220501006	
mitsubishi		EY 30/10T 18x15 - 98/4-8,5 Lc.200/0	200	9705220501033	
mitsubishi	9157120010	EY 33/13T 22x19 - 98/4-8,5 Lc.211/20	211	9705220331018	
mitsubishi	9157100050	EY 30/13T 22x19 - 98/4-8,5 Lc.220/20	220	9705220301008	
mitsubishi		EY 30/T10 18x15 - 98/4-8,5 Lc.220/15	220	9705220301034	
mitsubishi	9117102010	EY 30/T13 - 98/4-8,5 Lc.228/0	228	0705220301003	
mitsubishi	9117110010	EY 30/13T 22x19 - 98/4-8 Lc.228/0	228	0705220301004	

APPLICATION	OEM REF.	DESCRIPTION	LENGTH	EDS P/N	IMAGE
mitsubishi	9157110010	EY 30/10T 18x15 - 98/4-8 Lc.273/0	273	0705220501001	
mitsubishi	9187120040	EY 30/13T 22x19 - 98/4-8 Lc.290/0	290	0705220301016	
mitsubishi	9200110090	98/4-9 - 98/4-9 Lc.360/15	360	9705220301016	
NISSAN	37000GL00A	143/4-12,5 - 143/4-12,5 Lc.205/0	205	9704300500100	
NISSAN	3720051H00	EY 35/14T 24x21 - 91/4-8,5 Lc.258/0	258	9704220301011	
TCM	2595720201	EY 38,5/15T 25x22 - 87/4-8 Lc.168/0	168	9715210501019	
TCM	2435720201	EY 38,5/13T 22x19 - 87/4-8 Lc.170/0	170	9715200501015	
TCM	224W722011, 22W1222011	EY 48/13T 22x19 - 91/4-8 Lc.196/0	196	9706250501139	
TCM	224W722012, 22W1222012	YS/18T 29,6x26,6 - 91/4-8 Lc.196/0	196	9706250501189	
TCM		YS/13T 22x16,5 - 87/4-8 Lc.211/0	211	9715220501018	

APPLICATION	OEM REF.	DESCRIPTION	LENGTH	EDS P/N	IMAGE
TOYOTA		4C HWD - 4C HWD Lc.96/0	96	9701280500096	
TOYOTA	372102300071	4C HWD - 4C HWD Lc.100/0	100	9701280500005	
TOYOTA	372103051071	5C HWD - 5C HWD Lc.103/0	103	9701330500103	
TOYOTA	372102360071	4C HWD - 4C HWD Lc.110/0	110	9701280500006	
TOYOTA	673103208071	EY 34/13T 22x19 - 89/4-8 Lc.136/0	136	9701220501012	
TOYOTA	372102660071	3C HWD - 3C HWD Lc.150/0	150	9701280500150	
TOYOTA	673103052071	85/4-8 - 85/4-8 Lc.160/15	160	9701220301038	
TOYOTA	67310328807	89/4-8 - 89/4-8 Lc.170/15	170	9701220301007	
TOYOTA		85/4-8 - 89/4-8 Lc.180/20	180	9701220300200	
TOYOTA	673103170071, 673103170171	85/4-8 - 85/4-8 Lc.185/15	185	9701220300006	

APPLICATION	OEM REF.	DESCRIPTION	LENGTH	EDS P/N	IMAGE
TOYOTA		85/4-8 - 89/4-8,5 Lc.185/20	185	9701220300230	
TOYOTA	673103163071	102/4-9 - 102/4-8,5 Lc.275/25	275	9701290301013	
TOYOTA	6731031720	85/4-8 - 85/4-8 Lc.350/15	350	9701220300007	
YALE	9132408200	92/4-8 - 92/4-8 Lc.80/0	80	9714230501010	
YALE		92/4-8 - 92/4-8 Lc.213/15	213	9701220301028	

UNTERNEHMENSBEREICH GELENKWELLEN

DRIVE SHAFT DIVISIONS



Welte Cardan-Service GmbH, Neu-Ulm

Ahornstr. 1-7
89231 Neu-Ulm / Germany
Telefon: +49 731 9755-0
Telefax: +49 731 9755-245
info.neu-ulm@welte-group.com

Welte Cardan-Service GmbH, Weingarten

Gaußstr. 1
88250 Weingarten / Germany
Telefon: +49 751 56062-0
Telefax: +49 751 56062-40
info.weingarten@welte-group.com

Welte Cardan-Service GmbH, Magstadt

Gottlieb-Daimler-Str. 30
71106 Magstadt / Germany
Telefon: +49 7159 94103-0
Telefax: +49 7159 94103-3
info.magstadt@welte-group.com

Welte Cardan-Service GmbH, Hockenheim

Gleisstr. 11
68766 Hockenheim / Germany
Telefon: +49 6205 23213-70
Telefax: +49 6205 23213-99
info.hockenheim@welte-group.com

Welte Cardan-Service GmbH, Essen

Adlerstr. 12
45307 Essen / Germany
Telefon: +49 201 55783-0
Telefax: +49 201 55783-35
info.essen@welte-group.com



Welte Cardan-Service Strasbourg S.A.S.

87a, Rue de la Plaine des Bouchers
67100 Strasbourg / France
Telefon: +33 3 88393111
Telefax: +33 3 88393711
info.strasbourg@welte-group.com

Welte Cardan-Service Weyersheim S.A.S.

Z.A.-2, Rue du Canal
67720 Weyersheim / France
Telefon: +33 3 88681618
Telefax: +33 3 88681667
info.weyersheim@welte-group.com

Welte Cardan-Service Lyon S.A.S.

4, Rue Pierre Timbaud
69200 Venissieux / France
Telefon: +33 4 72904502
Telefax: +33 4 72508504
info.lyon@welte-group.com



Welte Cardan Service Sp. z o.o

ul. Obrzezna Polnocna 24
41400 Myslowice / Poland
Telefon: +48 32 2238072
Telefax: +48 32 2238073
info.myslowice@welte-group.com



Welte Cardan-Service Italia SRL

Via Giovanni Giolitti 3
43126 Parma / Italy
Telefon: +39 0521 291764
Telefax: +39 0521 1601324
info.parma@welte-group.com